


# Bax Recombinant Rabbit Monoclonal Antibody

## Product Details

Size	50ul/100ul
Species Reactivity	Human, Mouse, Rat, Goat
Application	WB, IP, IF, IHC
Host/Isotype	Rabbit / IgG
Class	Recombinant Monoclonal
Type	Antibody
Clone	SZ3-07
Conjugate	Unconjugated
Immunogen	Synthetic peptide within Human Bax aa 1-50
Form	Liquid
Concentration	1 mg/mL
Purification	Protein A
Storage buffer	TBS, pH 7.4, with 40% Glycerol, 0.05% BSA
Contains	0.05% sodium azide
Storage conditions	Store at 4°C short term. For long term storage, store at -20°C, avoiding freeze/thaw cycles.

Applications	Tested Dilution	Publications
Western Blot (WB)	1:500-1:2000	-
Immunohistochemistry (IHC)	1:50-1:200	-
Flow Cytometry (Flow)	1:50-1:100	-

## Product Images For Bax Recombinant Rabbit Monoclonal Antibody



Western blot analysis of Bax on different lysates. Proteins were transferred to a PVDF membrane and blocked with 5% BSA in PBS for 1 hour at room temperature. The primary antibody (RA1056, 1/500) was used in 5% BSA at room temperature for 2 hours. Goat Anti-Rabbit IgG - HRP Secondary Antibody (RS1002) at 1:2000 dilution was used for 1 hour at room temperature.

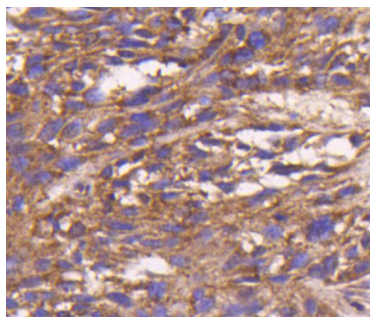
Positive control:

Lane 1: HeLa cell lysate

Lane 2: MCF-7 cell lysate

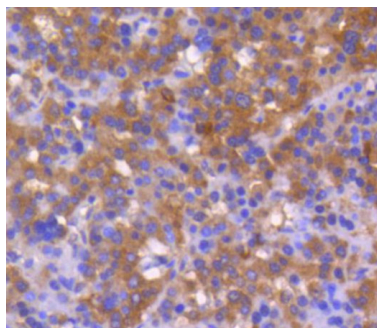
Lane 3: Human liver tissue lysate

Lane 4: PC-12 cell lysate



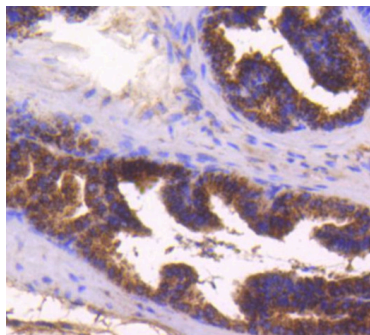
**Bax Antibody (RA1056) in IHC (P)**

Immunohistochemical analysis of Bax of paraffin-embedded Human breast carcinoma tissue using a Bax Monoclonal antibody (Product #RA1056). Counter stained with hematoxylin.



**Bax Antibody (RA1056) in IHC (P)**

Immunohistochemical analysis of Bax of paraffin-embedded Human liver cancer tissue using a Bax Monoclonal antibody (Product #RA1056). Counter stained with hematoxylin.



**Bax Antibody (RA1056) in IHC (P)**

Immunohistochemical analysis of Bax of paraffin-embedded Mouse prostate tissue using a Bax Monoclonal antibody (Product #RA1056). Counter stained with hematoxylin.

---

For Research Use Only. Not for use in diagnostic procedures. Not for resale without express authorization. Products are warranted to operate or perform substantially in conformance with published Product specifications in effect at the time of sale, as set forth in the Production documentation, specifications and/or accompanying package inserts ("Documentation"). No claim of suitability for use in applications regulated by FDA is made. The warranty provided herein is valid only when used by properly trained individuals. Unless otherwise stated in the Documentation, this warranty is limited to one year from date of shipment when the Product is subjected to normal, proper and intended usage. This warranty does not extend to anyone other than the Buyer. Any model or sample furnished to Buyer is merely illustrative of the general type and quality of goods and does not represent that any Product will conform to such model or sample. NO OTHER WARRANTIES, EXPRESS OR IMPLIED, ARE GRANTED INCLUDING WITHOUT LIMITATION, IMPLIED WARRANTIES OF MERCHANTABILITY, FITNESS FOR ANY PARTICULAR PURPOSE, OR NON INFRINGEMENT. BUYER'S EXCLUSIVE REMEDY FOR NON-CONFORMING PRODUCTS DURING THE WARRANTY PERIOD IS LIMITED TO REPAIR, REPLACEMENT OF OR REFUND FOR THE NON-CONFORMING PRODUCT(S) AT SELLER'S SOLE OPTION. THERE IS NO OBLIGATION TO REPAIR, REPLACE OR REFUND FOR PRODUCTS AS THE RESULT OF (I) ACCIDENT, DISASTER OR EVENT OF FORCE MAJEURE, (II) MISUSE, FAULT OR NEGLIGENCE OF OR BY BUYER, (III) USE OF THE PRODUCTS IN A MANNER FOR WHICH THEY WERE NOT DESIGNED, OR (IV) IMPROPER STORAGE AND HANDLING OF THE PRODUCTS. Unless otherwise expressly stated on the Product or in the documentation accompanying the Product, the Product is intended for research only and is not to be used for any other purpose, including without limitation, unauthorized commercial uses, in vitro diagnostic uses, ex vivo or in vivo therapeutic uses, or any type of consumption by or application to human or animals. RV:2.0-2021